



STEP 1

Download the app

If you're an Android user you can download the **Mixlr app** [Click here](#), or search for 'mixlr' in the Google Play Store.

If you're an **iOS user**, download the app [Click here](#), or search for 'mixlr' in the App Store.

STEP 2

Create your account on Mixlr

You are required to **signup** with

- Your Username
- Your email
- Password

- When you click create account button, you will be sent an **OTP to your email, a 6 digit number** to confirm your account.

STEP 3

When all this process are done, you will need to search for Gospel Pillars or click this link

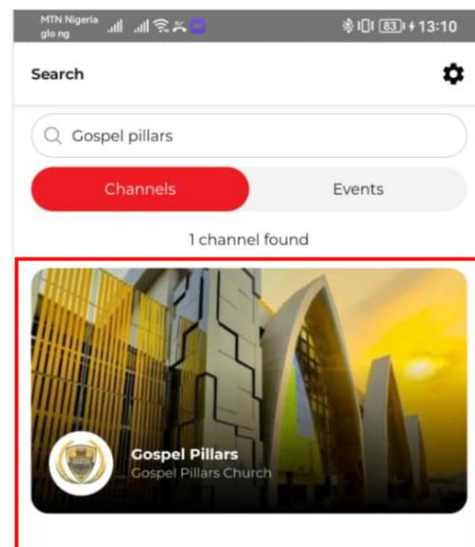
<https://gospelpillars.mixlr.com/events/3750595>

See screenshot below

Use the **search icon** to search for Gospel Pillars channel

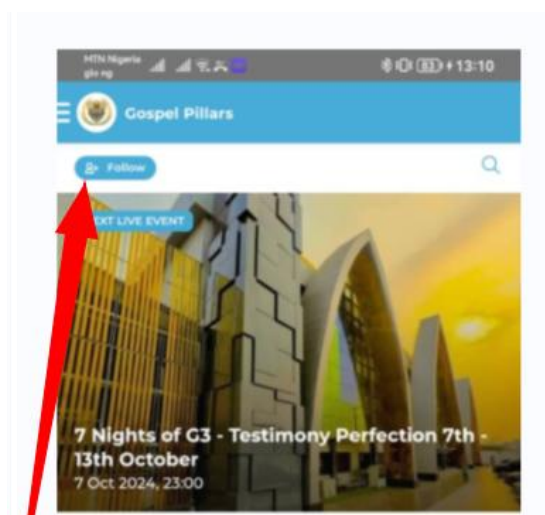


You will see the Gospel Pillars Channel. Just **click** and enter the channel

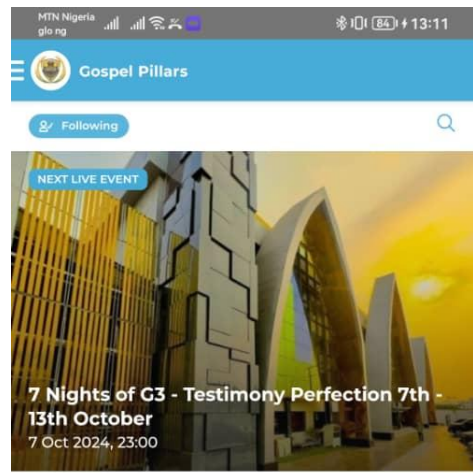


STEP 4

Follow the channel by clicking the **follow icon**



Now you are following



You can now start participating and connect to all events on our channel on Mixlr



Thank You